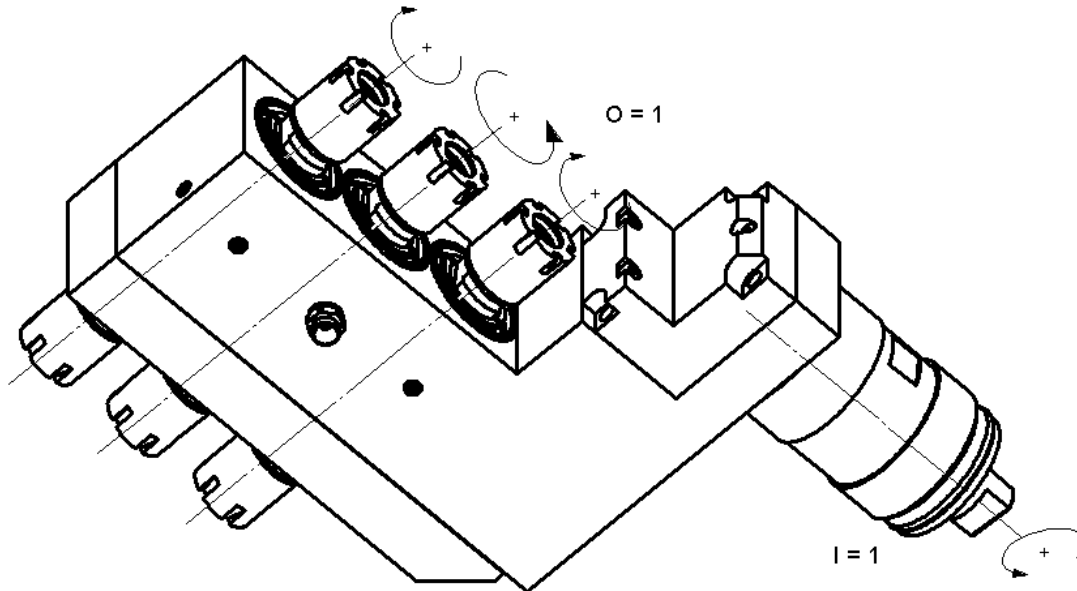

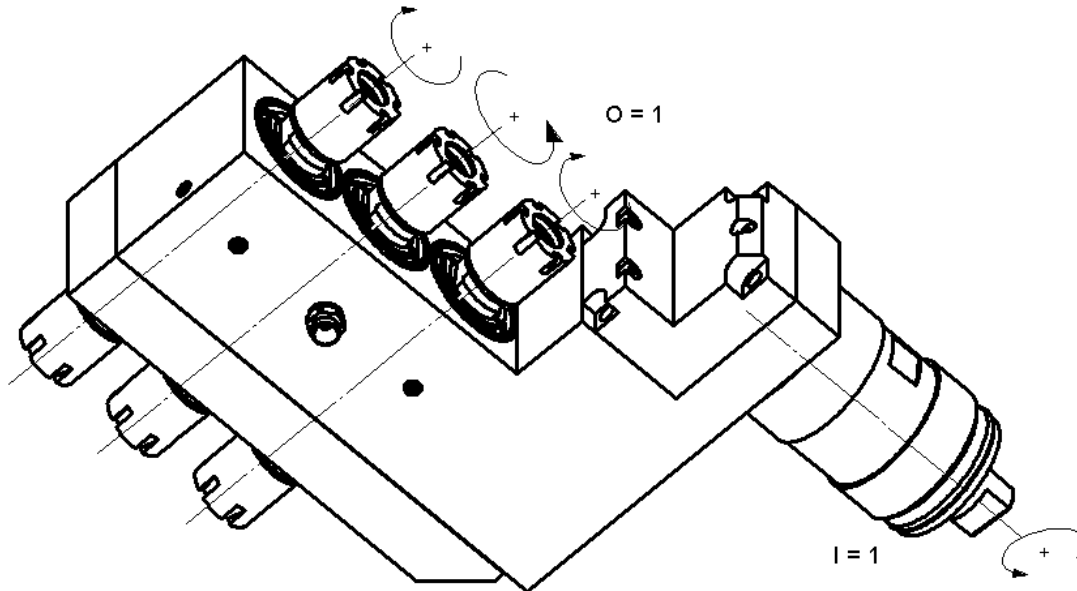

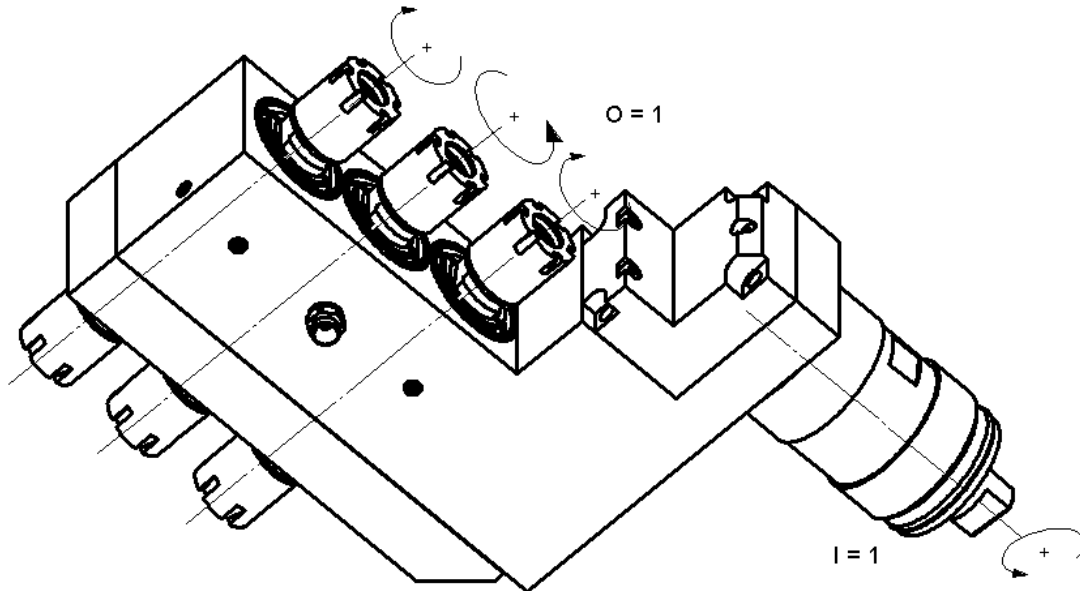



**BO26-RSE-310**

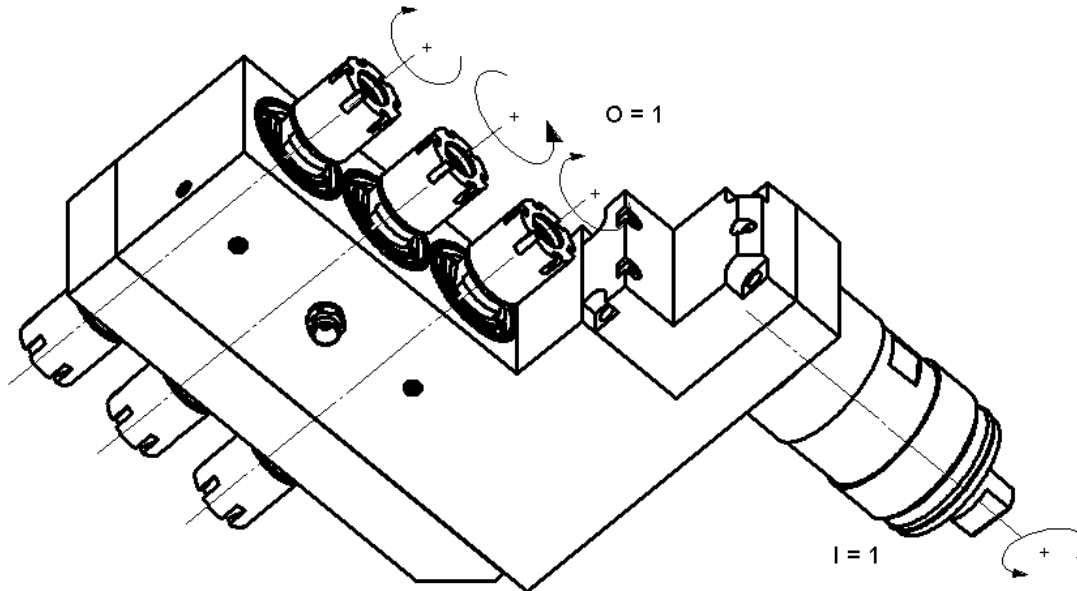
Machine: Tsugami  
Type: BO26, BO32, BO38  
Emplacement, N°: Coulisse linéaire, T11  
Travail sur: Broche principale  
Type de travail:   
 $n_{\max}$ : 8'000 [rpm]  
 $i (n_i / n_o)$ : 1 / 1  
Attachement: ER 16  
Avec refroidissement  
Infos:


**BO26-RSE-310**

Machine: Tsugami  
Type: BO26, BO32, BO38  
Location, N°: Gangtool, T11  
Work on: Main spindle  
Type of work:   
 $n_{max}$ : 8'000 [rpm]  
 $i (n_i / n_o)$ : 1 / 1  
Attachement: ER 16  
With coolant  
Infos:

**BO26-RSE-310**

Maschine: Tsugami  
Typ: BO26, BO32, BO38  
Position, N°: Vertikalhalter, T11  
Arbeit über: Hauptspindel  
Arbeitstyp:   
 $n_{\max}$ : 8'000 [rpm]  
 $i (n_i / n_o)$ : 1 / 1  
Befestigung: ER 16  
Mit Kühlmittel  
Infos:

**BO26-RSE-310**

Macchina: Tsugami  
Tipo: BO26, BO32, BO38  
Positione, N°: Slitta lineare, T11  
Lavoro al: Mandrino principale  
Tipo di lavoro:   
 $n_{max}$ : 8'000 [rpm]  
 $i (n_i / n_o)$ : 1 / 1  
Ataccamento: ER 16  
Con refrigerante  
Informazioni: